

Solenoid driver - MACX MCR-EX-SL-SD-24-48-LP - 2865609

Please be informed that the data shown in this PDF Document is generated from our Online Catalog. Please find the complete data in the user's documentation. Our General Terms of Use for Downloads are valid (<http://phoenixcontact.com/download>)




Ex i solenoid driver. For the intrinsically safe control of Ex i solenoid valves, alarm modules or LEDs installed in the Ex area. Current limitation at 48 mA. For gases up to Group IIC, loop-powered, electrical isolation, SIL 3. Screw connection.

Your advantages

- ✓ Mechanically compatible with the DIN rail connector
- ✓ Various output characteristic curves compatible with standard solenoid valves
- ✓ Loop-powered: the required power is supplied via the control signal on the input side.
- ✓ Installation in zone 2, protection type "n" (EN 60079-15) permitted
- ✓ Up to SIL 3 according to IEC 61508
- ✓ 2-way electrical isolation
- ✓ Input 19.2 ... 30 V DC
- ✓ Output [Ex ia] IIC/[Ex ia] IIB



Key Commercial Data

Packing unit	1 pc
GTIN	 4 046356 158411
GTIN	4046356158411

Technical data

Note

Utilization restriction	EMC: class A product, see manufacturer's declaration in the download area
-------------------------	---

Dimensions

Width	12.5 mm
Height	99 mm
Depth	114.5 mm

Ambient conditions

Solenoid driver - MACX MCR-EX-SL-SD-24-48-LP - 2865609

Technical data

Ambient conditions

Ambient temperature (operation)	-40 °C ... 60 °C (any mounting position, pay attention to the derating curve in the data sheet)
Ambient temperature (storage/transport)	-40 °C ... 80 °C
Maximum altitude	≤ 2000 m
Permissible humidity (operation)	10 % ... 95 % (non-condensing)
Degree of protection	IP20
Noise immunity	EN 61000-6-2

Output data

Output characteristic curve: Output resistor	275.7 Ω (Internal resistance R _i)
Response time	20 ms

Compatible valves

Note	This is an extract of possible combinations of valves and solenoid drivers.
Compatible valve	ASCO Coil 195
	ASCO Coil 302 (12 V)
	Bürkert Coil AC 10 standard
	Bürkert Coil AC 10 high resistance
	Bürkert Coil AC 21 standard 700 mW / 65°C
	Bürkert Coil AC 21 high resistance 700 mW / 65°C
	Bürkert Coil AC 21 standard 900 mW / 45°C
	Bürkert Coil AC 21 high resistance 900 mW / 45°C
	Bürkert Coil AC 21 standard 900 mW / 60°C
	Bürkert Coil AC 21 high resistance 900 mW / 60°C
	Bürkert Coil G1 642735 standard 800 mW / 40°C
	Bürkert Coil G1 642735 high resistance 800 mW / 40°C
	Bürkert Coil G1 642735 standard 1000 mW / 40°C
	Bürkert Coil G1 642735 high resistance 1000 mW / 40°C
	FESTO Coil MFH-...IA-SA-EX GBXE022AIAD03
	FESTO Coil (J)MFH-...BIA-SA-EX GBXE022AIAD03
	Norgren Herion Coil 2050
	Norgren Herion Coil 2051
	Norgren Herion Coil 2052
	Norgren Herion Coil 2053
	Norgren Herion Coil 2080 / 2082
	Norgren Herion Coil 2081 / 2083
	Norgren Herion Coil 2084
	Norgren Herion Coil 3039
	Nass Coil 1259 30.1-00
	Nass Coil 1259 50.1-00
	Parker Coil VZ07 488650.01

Solenoid driver - MACX MCR-EX-SL-SD-24-48-LP - 2865609

Technical data

Compatible valves

	Parker Coil VZ33 494035.10
	Parker Coil VZ08 488660.01
	Parker Coil VZ09 488670.01
	Parker Coil VZ95 482160.01 EEx ia IIB T6
	Parker Coil VZ23 482870.01
	Samson Coil 3701-12 (12 V)
	Samson Coil 3701-13 (24 V)
	Samson Coil 3963-12 (12 V)
	Samson Coil 3963-13 (24 V)
	Samson Coil 3964-12 (12 V)
	Samson Coil 3964-13 (24 V)
	Seitz Pilot valve PV 12F73 Ci oH
	Seitz Pilot valve PV 12F73 Xi oH
	Seitz Pilot valve PV 12F73 Xi oH-2
	Seitz Solenoid coil 11 G 52

Power supply

Power dissipation	< 1.41 W
-------------------	----------

Connection data

Connection method	Screw connection
Stripping length	7 mm
Screw thread	M3
Conductor cross section solid	0.2 mm ² ... 2.5 mm ²
Conductor cross section flexible	0.2 mm ² ... 2.5 mm ²
Conductor cross section AWG	24 ... 14
Torque	0.5 Nm ... 0.6 Nm

General

No. of channels	1
Maximum temperature coefficient	0.01 %/K
Status display	Yellow LED (switching state / status, lights up when output circuit is active)
Flammability rating according to UL 94	V0
Degree of pollution	2
Overvoltage category	II
Electromagnetic compatibility	Conformance with EMC directive
Interference emission	EN 61000-6-4
Housing material	PA 6.6-FR
Color	gray
Designation	Output/input
Electrical isolation	375 V (Peak value in accordance with EN 60079-11)

Solenoid driver - MACX MCR-EX-SL-SD-24-48-LP - 2865609

Technical data

General

	300 V _{rms} (Rated insulation voltage (overvoltage category II; degree of pollution 2, safe isolation as per EN 61010-1))
	2.5 kV (50 Hz, 1 min., test voltage)
Conformance	CE-compliant, additionally EN 61326
ATEX	# II (1) G [Ex ia Ga] IIC/IIB/IIA
	# II (1) D [Ex ia Da] IIIC
	# II 3 (1)G Ex nA [ia IIC Ga] IIC T4 Gc X
IECEX	[Ex ia Ga] IIC/IIB/IIA
	[Ex ia Da] IIIC
	Ex nA [ia IIC Ga] IIC T4 Gc
UL, USA/Canada	Class I Div 2; IS for Class I, II, III Div 1
SIL	3

Safety characteristic data

Integrity requirement	IEC 61508 - Low demand
Equipment type	Type A
Safety Integrity Level (SIL)	3
Safe Failure Fraction (SFF)	100 %
λ_{SU}	2.84×10^{-7} (284 FIT)
λ_{SD}	0
λ_{DU}	0
λ_{DD}	0
Probability of a hazardous failure on demand (PFD _{AVG})	0 (1 year)
	0 (5 years)
	0 (10 years)
Diagnostic coverage (DC)	DC _S =0 %, DC _D =0 %

Safety data

Input power P _i	negligible
Max. internal inductance L _i	negligible
Max. internal capacitance C _i	negligible
Max. output voltage U _o	27.7 V
Max. output current I _o	101 mA
Max. output power P _o	697 mW
Group	IIC
Max. external inductivity L _o	4 mH
Max. external capacity C _o	0.085 µF
Group	IIB
Max. external inductivity L _o	17 mH
Max. external capacity C _o	0.663 µF
Group	IIA

Solenoid driver - MACX MCR-EX-SL-SD-24-48-LP - 2865609

Technical data

Safety data

Max. external inductivity L _o	35 mH
Max. external capacity C _o	2.2 µF
Safety-related maximum voltage U _m	253 V AC (125 V DC)

Standards and Regulations

Electromagnetic compatibility	Conformance with EMC directive
Noise emission	EN 61000-6-4
Flammability rating according to UL 94	V0
Conformance	CE-compliant, additionally EN 61326
ATEX	# II (1) G [Ex ia Ga] IIC/IIB/IIA
	# II (1) D [Ex ia Da] IIIC
	# II 3 (1)G Ex nA [ia IIC Ga] IIC T4 Gc X
IECEX	[Ex ia Ga] IIC/IIB/IIA
	[Ex ia Da] IIIC
	Ex nA [ia IIC Ga] IIC T4 Gc
UL, USA/Canada	Class I Div 2; IS for Class I, II, III Div 1
DNV GL-Temperature	B
DNV GL-Humidity	B
DNV GL-Vibration	A
DNV GL-EMC	A
DNV GL-Enclosure	Required protection according to the Rules shall be provided upon installation on board
Group	IIC
	IIB
	IIA

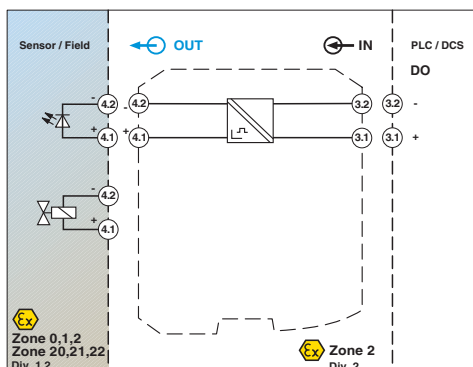
Environmental Product Compliance

China RoHS	Environmentally Friendly Use Period = 50
	For details about hazardous substances go to tab "Downloads", Category "Manufacturer's declaration"

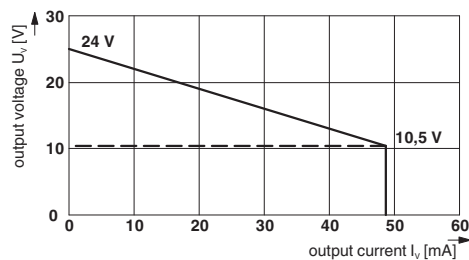
Drawings

Solenoid driver - MACX MCR-EX-SL-SD-24-48-LP - 2865609

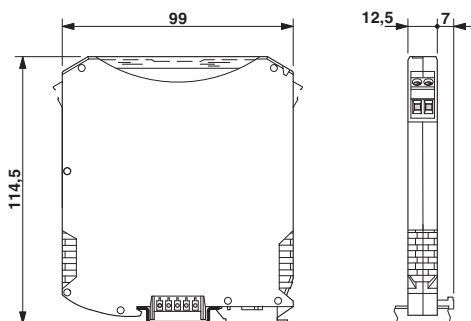
Block diagram



Diagram



Dimensional drawing



Approvals

Approvals

Approvals

UL Listed / cUL Listed / Functional Safety / DNV GL / cULus Listed

Ex Approvals

IECEX / ATEX / UL Listed / cUL Listed / EAC Ex / cULus Listed

Approval details

UL Listed		http://database.ul.com/cgi-bin/XYV/template/LISEXT/1FRAME/index.htm	FILE E 330267
-----------	--	---	---------------

cUL Listed		http://database.ul.com/cgi-bin/XYV/template/LISEXT/1FRAME/index.htm	FILE E 330267
------------	--	---	---------------

Solenoid driver - MACX MCR-EX-SL-SD-24-48-LP - 2865609

Approvals

Functional Safety	16/04-017 R025 V1R1
-------------------	------------------------

DNV GL		https://approvalfinder.dnvgl.com/	TAA000020C
--------	---	---	------------

cULus Listed	
--------------	---

Phoenix Contact 2019 © - all rights reserved
<http://www.phoenixcontact.com>

PHOENIX CONTACT GmbH & Co. KG
Flachsmarktstr. 8
32825 Blomberg
Germany
Tel. +49 5235 300
Fax +49 5235 3 41200
<http://www.phoenixcontact.com>